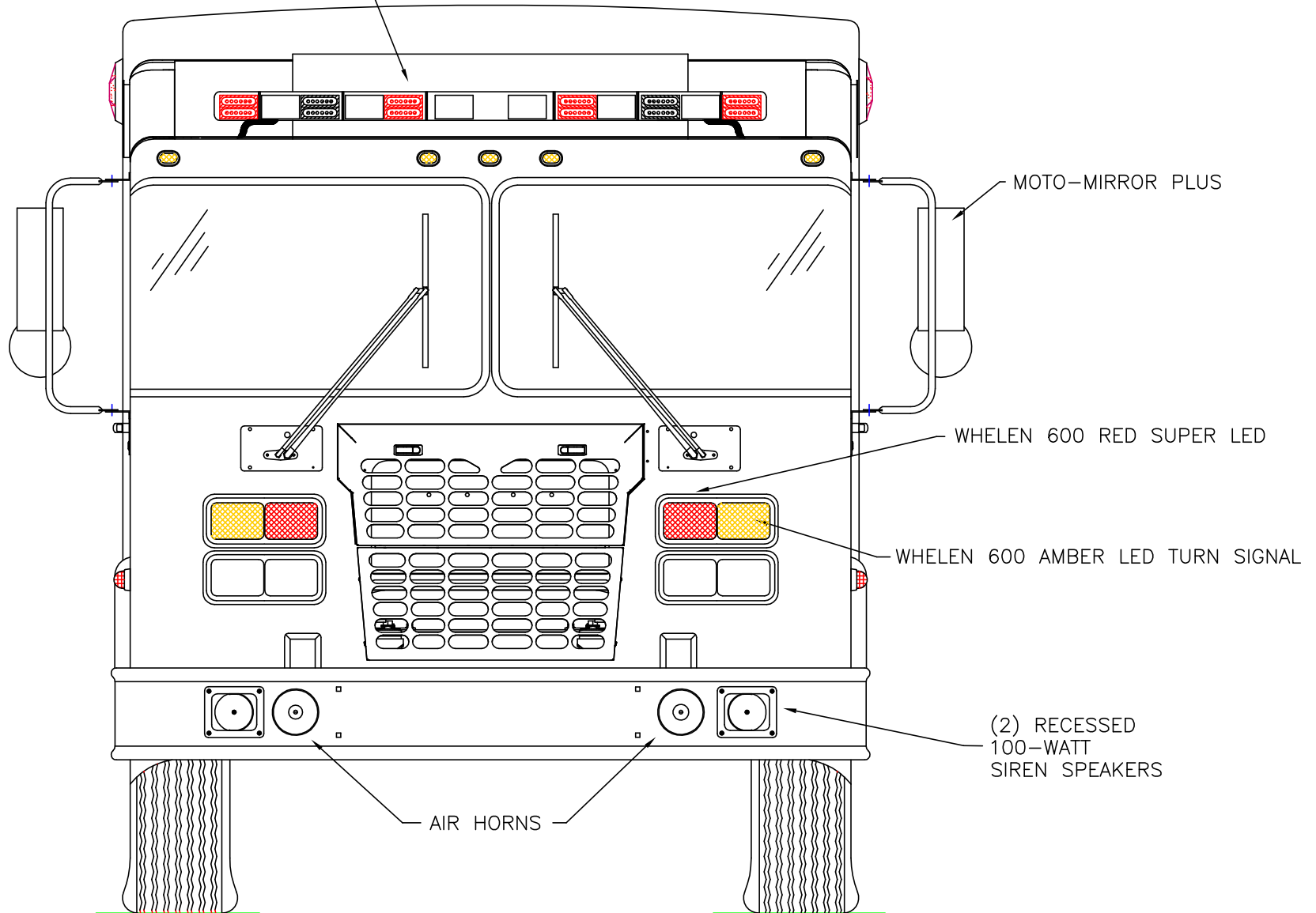


DIMENSIONS FOR OVERALL HEIGHT AND LENGTH ARE APPROXIMATE
 OVERALL HEIGHT = 118.5"
 OVERALL WIDTH WITH RUB
 RAILS & FENDERETTES = 98"

WHELEN FN72QLED EDGE ULTRA FREEDOM LIGHT BAR



THIS DRAWING IS FOR REPRESENTATIONAL PURPOSES ONLY. DETAILS ARE CONCEPTUAL AND ARE SUBJECT TO CHANGE DURING DESIGN AND CONSTRUCTION
 DIMENSIONS ARE APPROXIMATE UNLESS NOTED OTHERWISE TO MEET A SPECIFIC CUSTOMER NEED.

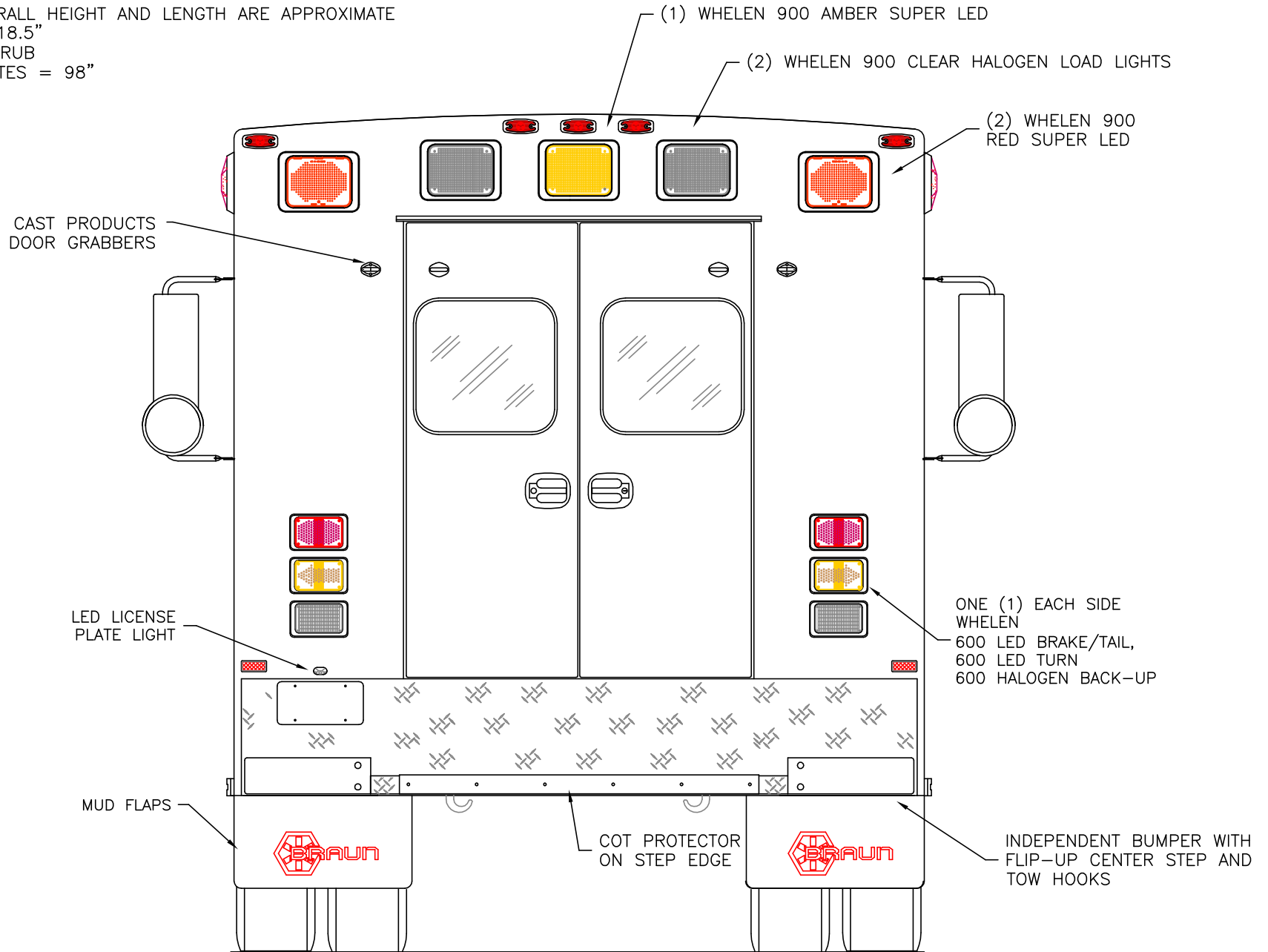


2012 FRONT EXTERIOR VIEW
 SUPER CHIEF-SPARTAN METROSTAR MFD 10" ROOF CHASSIS 1:18

DATE:	11 AUG 11
DWG.	REV.
GLF	NR

DRAWING NO.
 SCMETROSTAR-1

DIMENSIONS FOR OVERALL HEIGHT AND LENGTH ARE APPROXIMATE
 OVERALL HEIGHT = 118.5"
 OVERALL WIDTH WITH RUB
 RAILS & FENDERETTES = 98"



THIS DRAWING IS FOR REPRESENTATIONAL PURPOSES ONLY. DETAILS ARE CONCEPTUAL AND ARE SUBJECT TO CHANGE DURING DESIGN AND CONSTRUCTION
 DIMENSIONS ARE APPROXIMATE UNLESS NOTED OTHERWISE TO MEET A SPECIFIC CUSTOMER NEED.



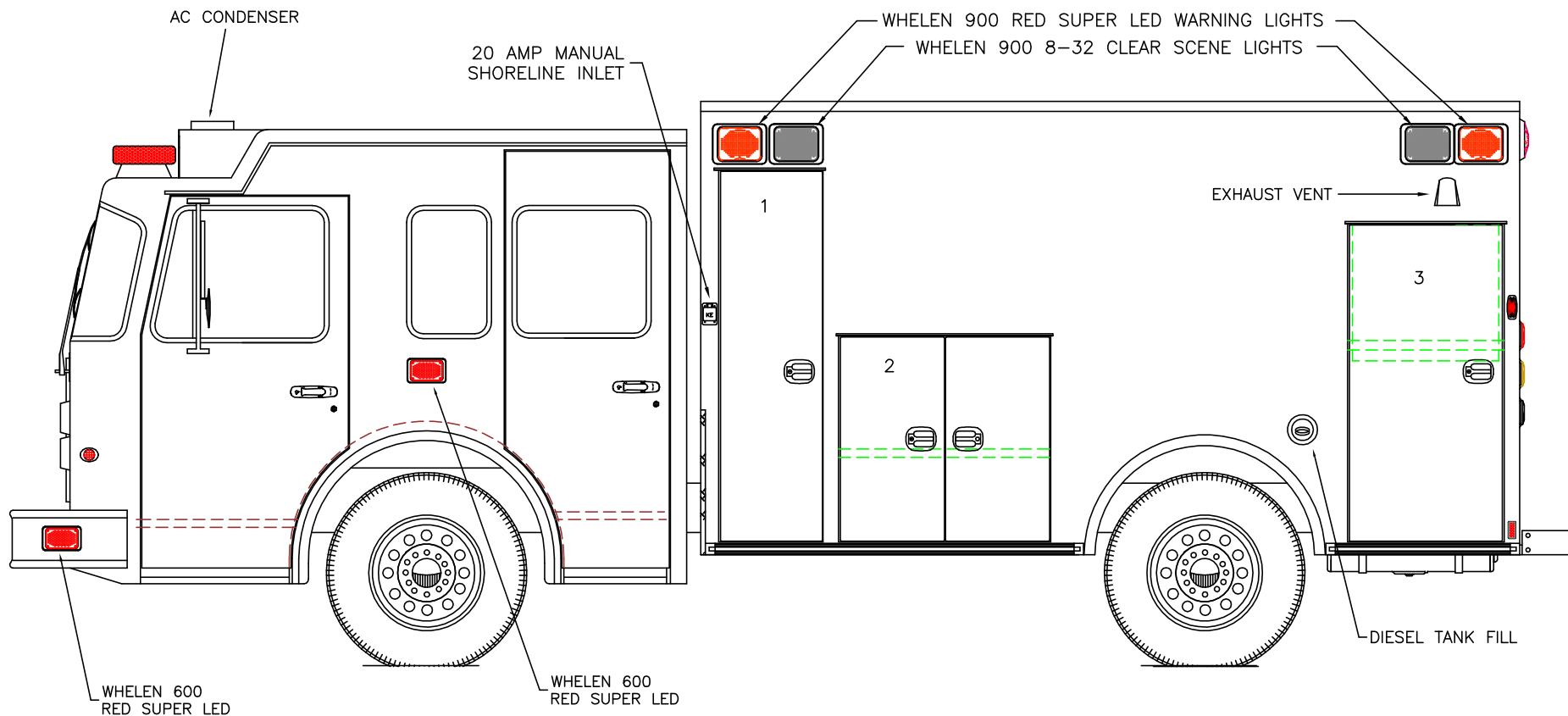
2012 REAR EXTERIOR VIEW
 SUPER CHIEF- SPARTAN METROSTAR CHASSIS

1:18

DATE: 11 AUG 11	
DWG. GLF	REV. NR

DRAWING NO.
SCMETROSTAR-2

DIMENSIONS FOR OVERALL HEIGHT AND LENGTH ARE APPROXIMATE
 OVERALL HEIGHT = 118.5"
 OVERALL LENGTH = 324.5" APPROX.
 MODULE LENGTH = 170"



COMPARTMENT
 O.S.S #1
 CLEAR OPENING: 75.50h x 17.75w
 INSIDE DIM'S.: 76.50h x 21.75w x 21.75d

O.S.S #2
 CLEAR OPENING: 41.25h x 38.25w
 INSIDE DIM'S.: 44.50h x 43.75w x 21.75d
 ONE (1) ADJUSTABLE SHELF

O.S.S #3
 CLEAR OPENING: 63.50h x 29.50w
 INSIDE DIM'S.: 65.25h x 32.75w x 21.75d
 INSIDE/OUTSIDE ACCESS
 ONE (1) ADJUSTABLE SHELF

THIS DRAWING IS FOR REPRESENTATIONAL PURPOSES ONLY. DETAILS ARE CONCEPTUAL AND ARE SUBJECT TO CHANGE DURING DESIGN AND CONSTRUCTION
 DIMENSIONS ARE APPROXIMATE UNLESS NOTED OTHERWISE TO MEET A SPECIFIC CUSTOMER NEED.



2012 STREETSIDE EXTERIOR VIEW
 SUPER CHIEF-SPARTAN METROSTAR MFD 10" ROOF CHASSIS

1:30

DATE:	11 AUG 11
DWG.:	GLF
REV:	NR

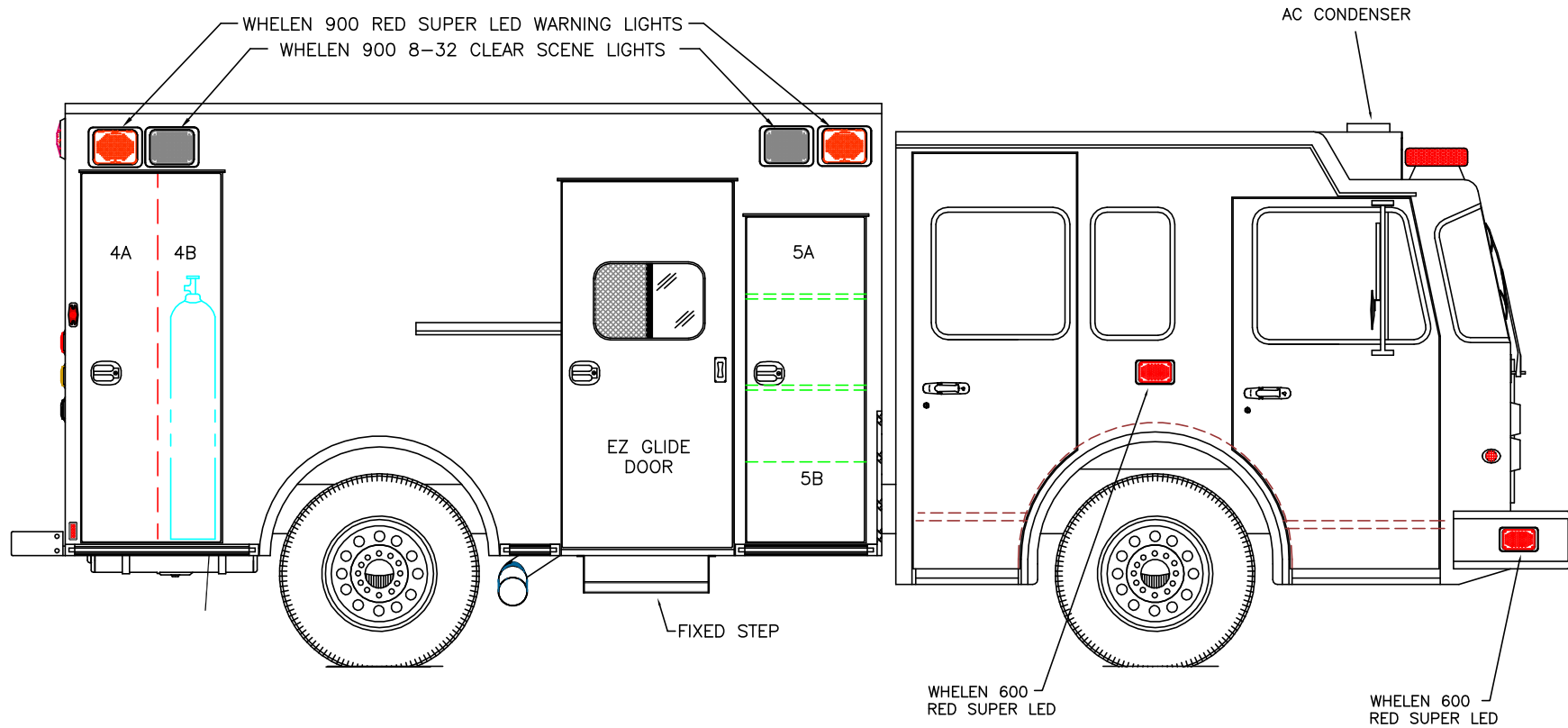
DRAWING NO.	SCMETROSTAR-3
-------------	---------------

DIMENSIONS FOR OVERALL HEIGHT AND LENGTH ARE APPROXIMATE

OVERALL HEIGHT = 118.5"

OVERALL LENGTH = 324.5" APPROX.

MODULE LENGTH = 170"



COMPARTMENT

O.S.S #4

CLEAR OPENING: 75.50h x 25.25w
 INSIDE DIM'S. 4A: 76.50h x 16.00w x 21.75d
 BACKBOARD/SCOOP STORAGE

INSIDE DIM'S. 4B: 76.50h x 13.50w x 13.00d
 OXYGEN CYLINDER STORAGE

O.S.S #5

CLEAR OPENING: 66.50h x 21.25w
 INSIDE DIM'S. 5A: 49.50h x 25.50w x 28.50d
 INSIDE/OUTSIDE STORAGE WITH TWO (2) ADJUSTABLE SHELVES

INSIDE DIM'S. 5B: 16.25h x 20.50w x 19.00d

THIS DRAWING IS FOR REPRESENTATIONAL PURPOSES ONLY. DETAILS ARE CONCEPTUAL AND ARE SUBJECT TO CHANGE DURING DESIGN AND CONSTRUCTION
 DIMENSIONS ARE APPROXIMATE UNLESS NOTED OTHERWISE TO MEET A SPECIFIC CUSTOMER NEED.

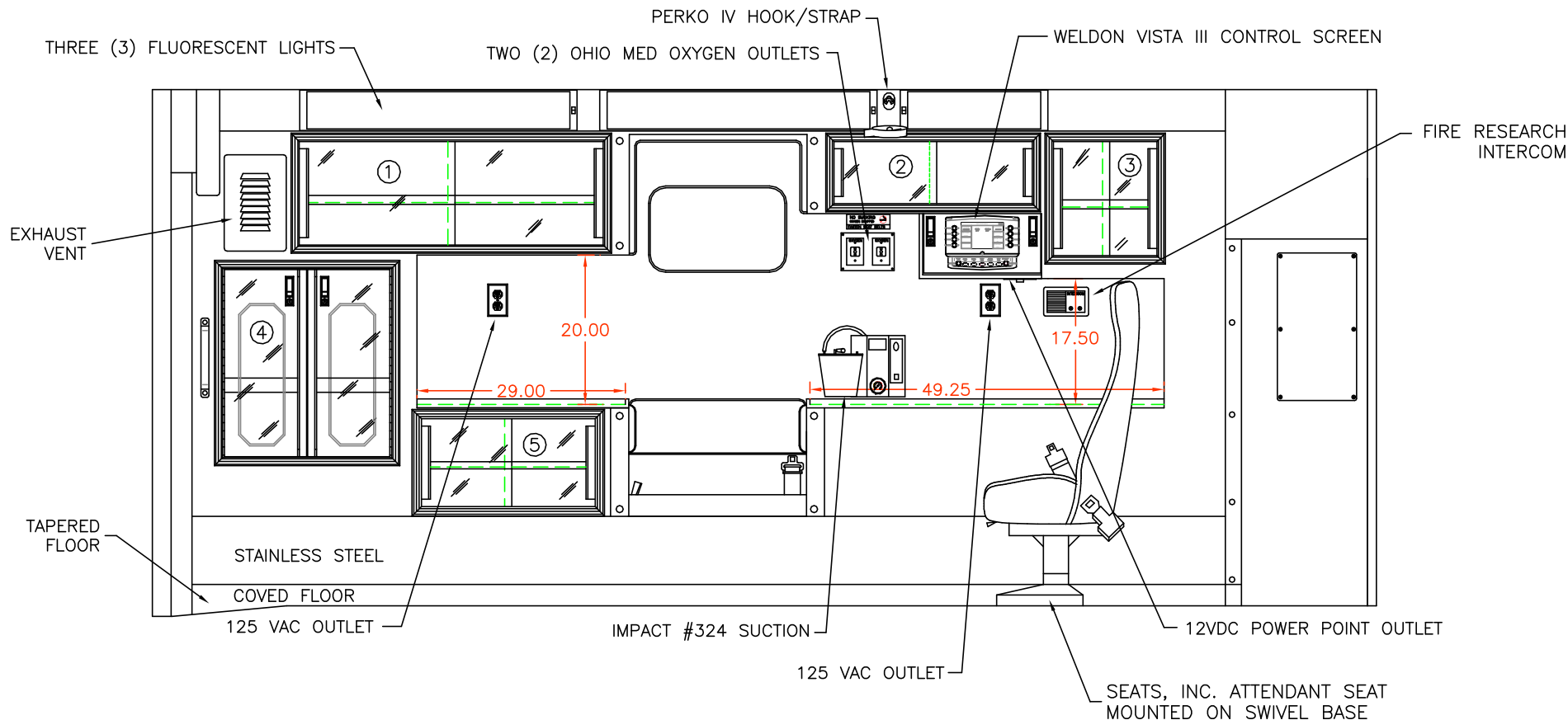


2012 CURBSIDE EXTERIOR VIEW
 SUPER CHIEF-SPARTAN METROSTAR MFD 10" ROOF CHASSIS

DATE:	
11 AUG 11	
DWG.	REV.
GLF	NR

DRAWING NO.
 SCMETROSTAR-4

1:30



COMPARTMENT

- #1 DOOR OPENING: 14.25h x 42.25w
INSIDE DIMS: 16.00h x 44.00w x 19.50d
ONE (1) ADJUSTABLE SHELF
- #2 DOOR OPENING: 8.50h x 27.75w
INSIDE DIMS: 10.25h x 29.50w x 19.50d
- #3 DOOR OPENING: 15.75h x 14.50w
INSIDE DIMS: 19.00h x 16.25w x 19.50d
ONE (1) ADJUSTABLE SHELF

- #4 DOOR OPENING: 26.25h x 23.50w
INSIDE DIMS: O.S.S. #3
RECESSED .375" ACRYLIC DOORS WITH FULL LENGTH HANDLES
TWO (2) LOCKING LEVER LATCHES
- #5 DOOR OPENING: 12.00h x 24.00w
INSIDE DIMS: 13.75h x 28.25w x 18.50d
ONE (1) ADJUSTABLE SHELF

THIS DRAWING IS FOR REPRESENTATIONAL PURPOSES ONLY. DETAILS ARE CONCEPTUAL AND ARE SUBJECT TO CHANGE DURING DESIGN AND CONSTRUCTION DIMENSIONS ARE APPROXIMATE UNLESS NOTED OTHERWISE TO MEET A SPECIFIC CUSTOMER NEED.

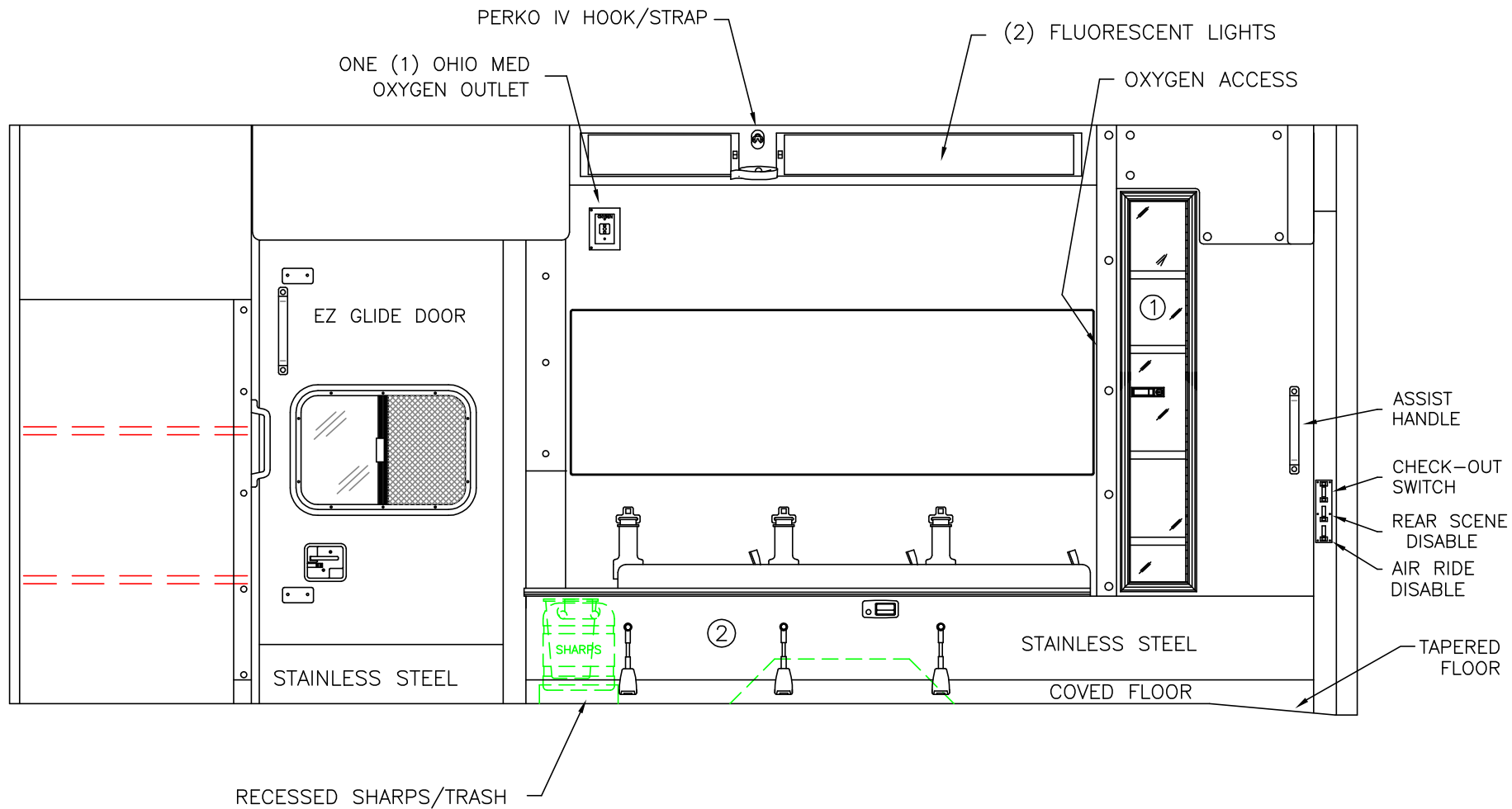


2012 STREETSIDE INTERIOR VIEW
SUPER CHIEF-I

1:22

DATE: 11 AUG 11	
DWG. GLF	REV. NR

DRAWING NO.
SCMETROSTAR-5



COMPARTMENT

- #1 DOOR OPENING: 48.00h x 7.25w
- INSIDE DIMS: 50.00h x 13.25w x 7.50d
- RECESSED .375" ACRYLIC DOOR
- ONE (1) LOCKING LEVER LATCH
- FOUR (4) ADJUSTABLE SHELVES
- #2 INSIDE DIM'S: 14.25h x 72.75w x 21.00d

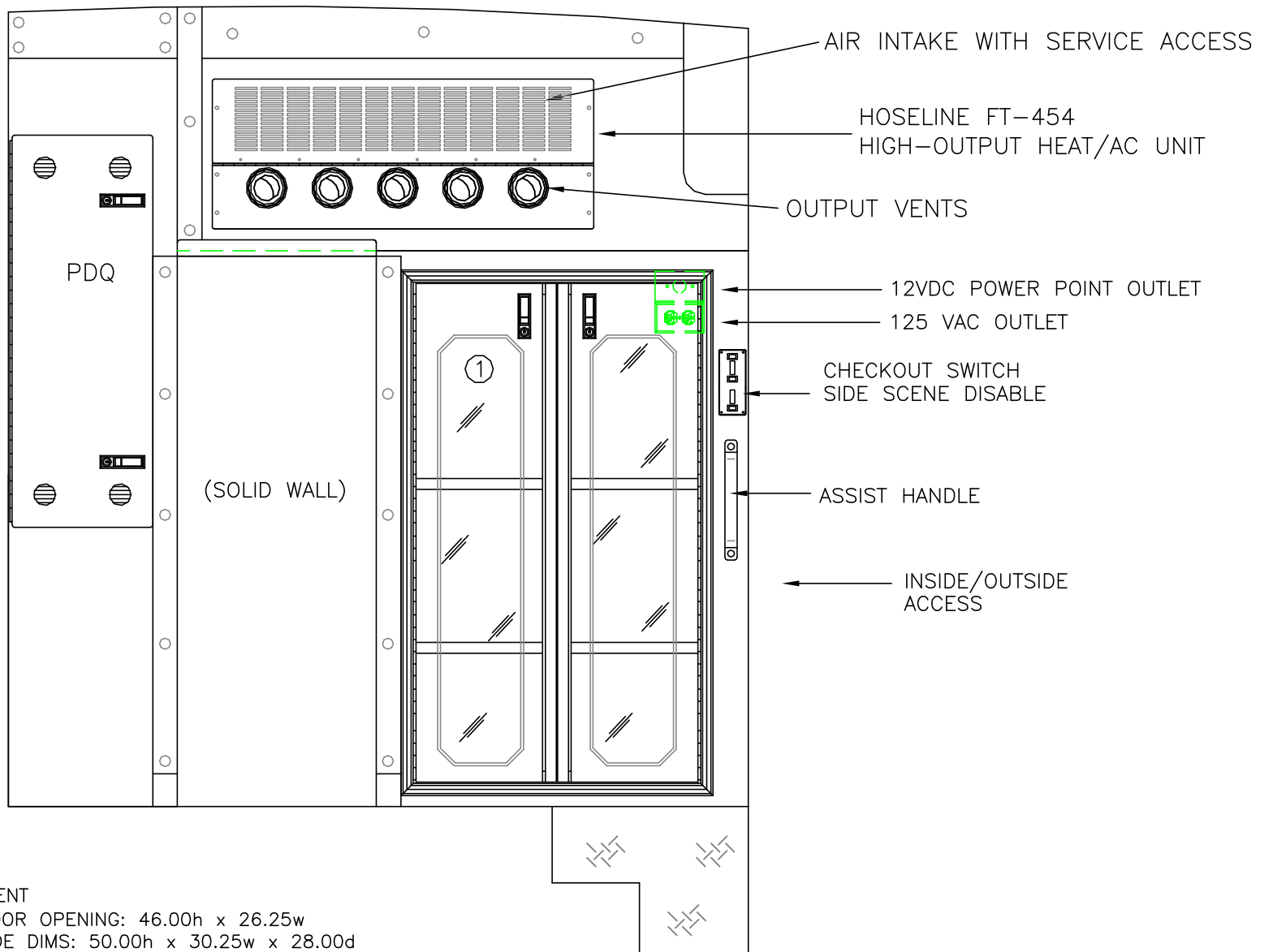
THIS DRAWING IS FOR REPRESENTATIONAL PURPOSES ONLY. DETAILS ARE CONCEPTUAL AND ARE SUBJECT TO CHANGE DURING DESIGN AND CONSTRUCTION DIMENSIONS ARE APPROXIMATE UNLESS NOTED OTHERWISE TO MEET A SPECIFIC CUSTOMER NEED.



2012 CURBSIDE INTERIOR VIEW
SUPER CHIEF-I

DATE: 11 AUG 11		DRAWING NO.
DWG. GLF	REV. NR	SCMETROSTAR-6

1:20



COMPARTMENT

- #1 DOOR OPENING: 46.00h x 26.25w
- INSIDE DIMS: 50.00h x 30.25w x 28.00d
- RECESSED .375" ACRYLIC DOORS WITH FULL LENGTH HANDLES
- TWO (2) LOCKING LEVER LATCHES
- TWO (2) ADJUSTABLE SHELVES

THIS DRAWING IS FOR REPRESENTATIONAL PURPOSES ONLY. DETAILS ARE CONCEPTUAL AND ARE SUBJECT TO CHANGE DURING DESIGN AND CONSTRUCTION. DIMENSIONS ARE APPROXIMATE UNLESS NOTED OTHERWISE TO MEET A SPECIFIC CUSTOMER NEED.

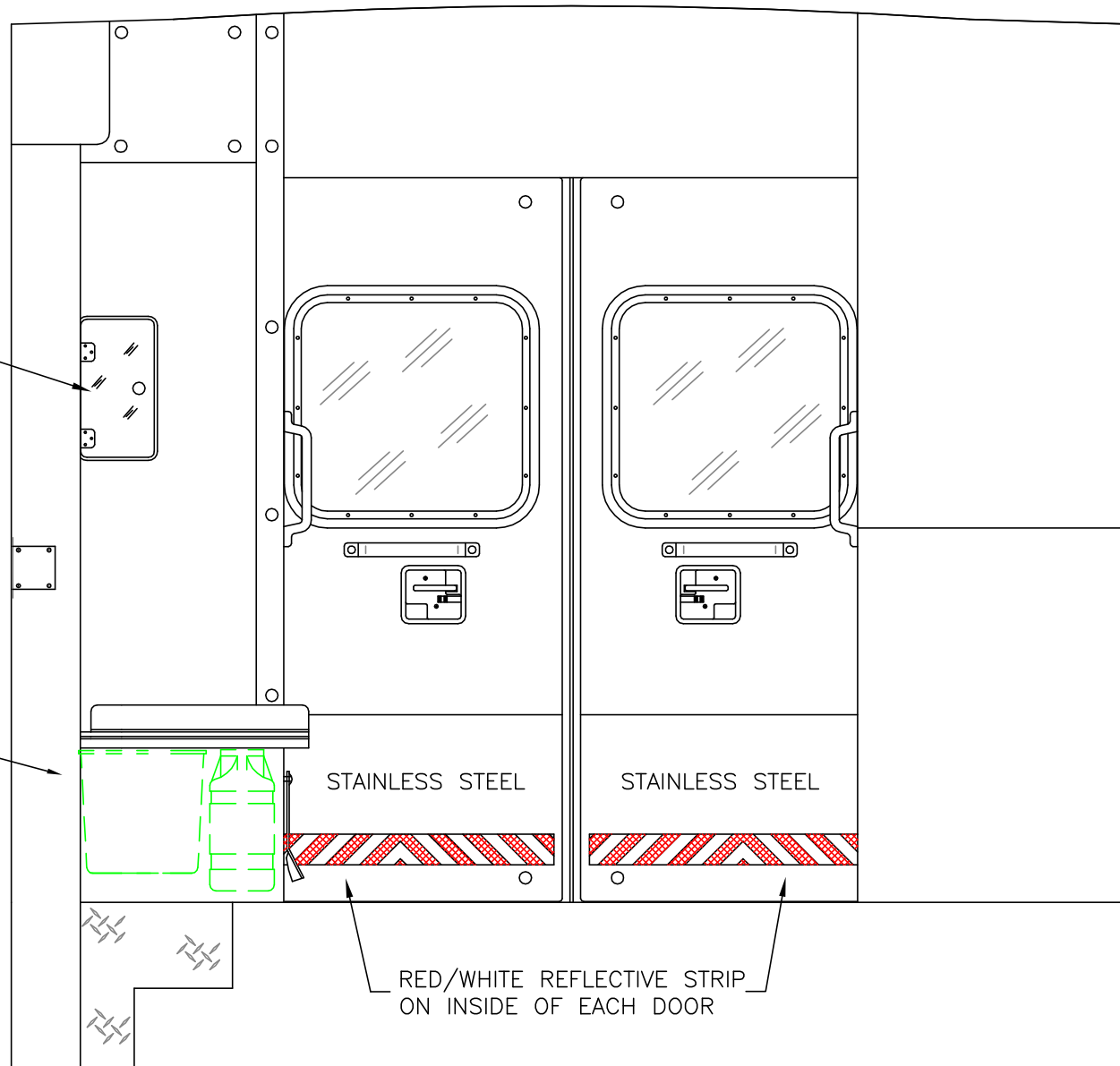


2012 PARTITION INTERIOR VIEW
SUPER CHIEF-I

DATE: 11 AUG 11	DRAWING NO.	
	DWG. GLF	REV. NR
1:14	SCMETROSTAR-7	

OXYGEN ACCESS

RECESSED SHARPS/
TRASH



STAINLESS STEEL

STAINLESS STEEL

RED/WHITE REFLECTIVE STRIP
ON INSIDE OF EACH DOOR

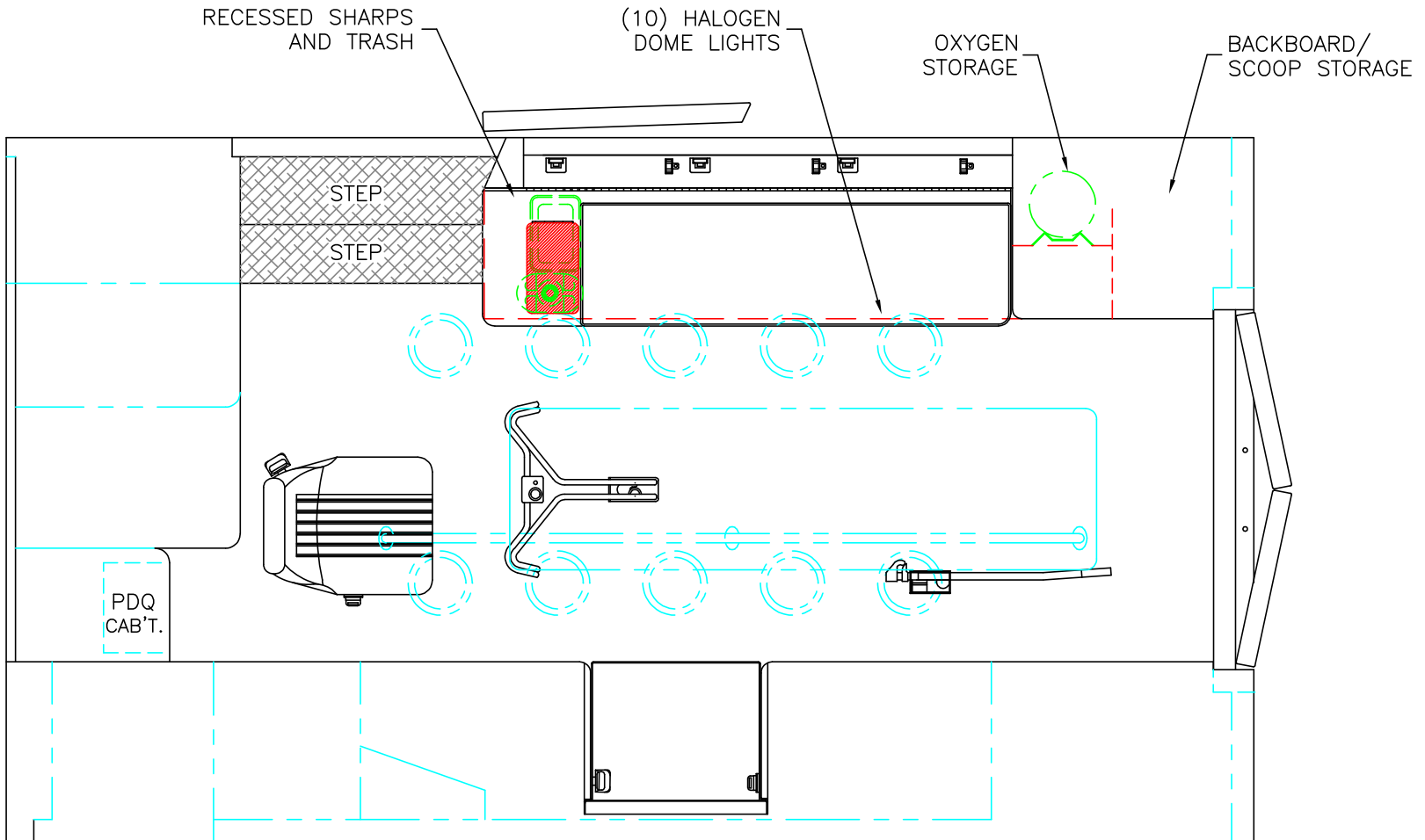
THIS DRAWING IS FOR REPRESENTATIONAL PURPOSES ONLY. DETAILS ARE CONCEPTUAL AND ARE SUBJECT TO CHANGE DURING DESIGN AND CONSTRUCTION DIMENSIONS ARE APPROXIMATE UNLESS NOTED OTHERWISE TO MEET A SPECIFIC CUSTOMER NEED.



2012 REAR INTERIOR VIEW
SUPER CHIEF-1

DATE:		DRAWING NO.	
11 AUG 11		SCMETROSTAR-8	
DWG.	REV.		
GLF	NR		

1:14



STRYKER CENTER MOUNT COT HARDWARE

MODULE WIDTH = 96"

MODULE LENGTH = 170"

MODULE HEAD ROOM = 73.5"

THIS DRAWING IS FOR REPRESENTATIONAL PURPOSES ONLY. DETAILS ARE CONCEPTUAL AND ARE SUBJECT TO CHANGE DURING DESIGN AND CONSTRUCTION DIMENSIONS ARE APPROXIMATE UNLESS NOTED OTHERWISE TO MEET A SPECIFIC CUSTOMER NEED.



2012 FLOOR INTERIOR VIEW
SUPER CHIEF-I

1:23

DATE: 11 AUG 11	
DWG. GLF	REV. NR

DRAWING NO.
SCMETROSTAR-9