

DIMENSIONS FOR OVERALL HEIGHT AND LENGTH ARE APPROXIMATE
 OVERALL HEIGHT = 107"
 OVERALL WIDTH WITH RUB
 RAILS & FENDERETTES = 95"

(7) WHELEN 600 SUPER LED WITH CLEAR LENSES
 RED / RED / RED / WHITE / RED / RED / RED

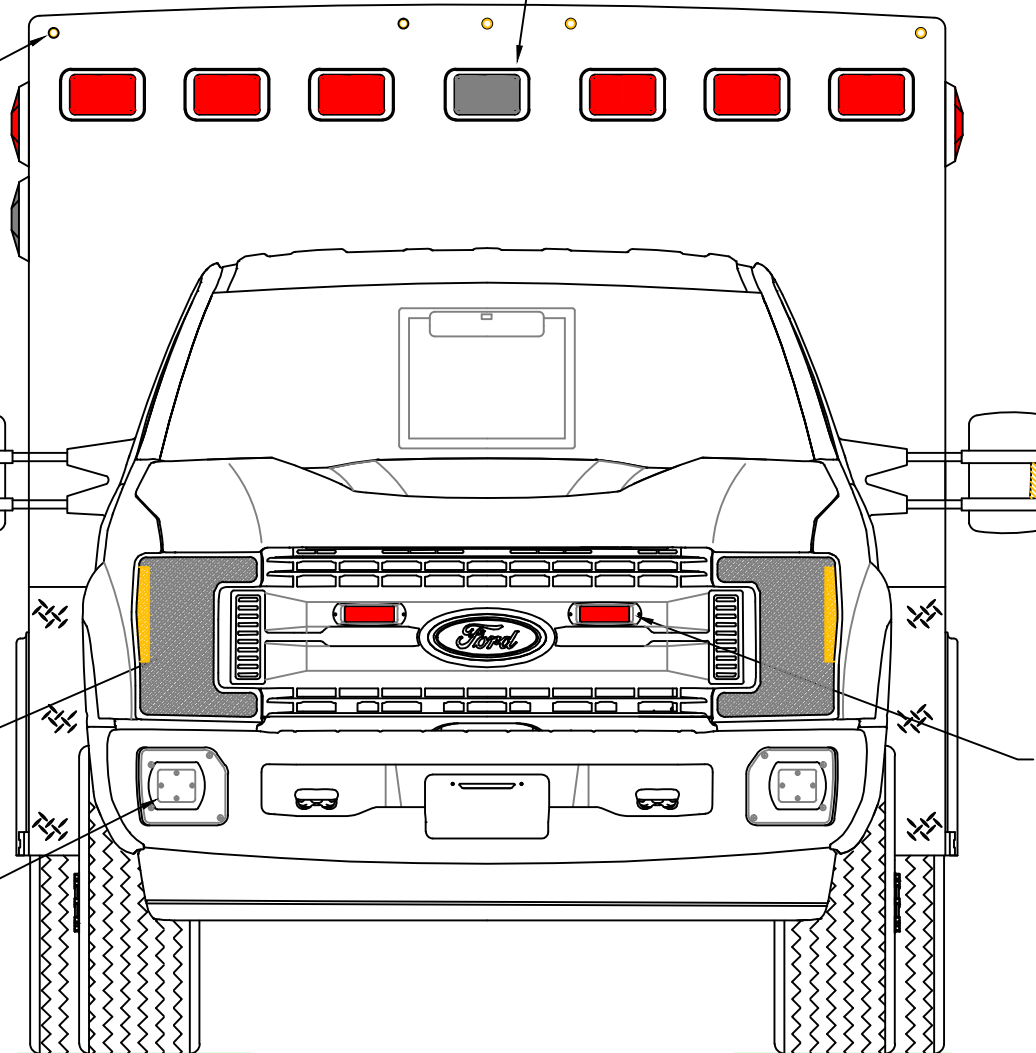
(5) TECNIQ S330 AMBER
 MINI-LED MARKER LIGHTS

OEM POWER
 ADJUSTABLE
 MIRRORS

FLASHING HEADLIGHTS W/
 DAYTIME RUNNING LIGHTS

CAST PRODUCTS
 SAD3815/SAP3816 SIREN
 SPEAKERS IN THE BUMPER

(2) WHELEN 500 SERIES
 RED SUPER LED GRILLE
 LIGHTS WITH CLEAR LENSES



THIS DRAWING IS FOR REPRESENTATIONAL PURPOSES ONLY. DETAILS ARE CONCEPTUAL AND ARE SUBJECT TO CHANGE DURING DESIGN AND CONSTRUCTION
 DIMENSIONS ARE APPROXIMATE UNLESS NOTED OTHERWISE TO MEET A SPECIFIC CUSTOMER NEED.

BRAUN
 EXPRESS-I



2019 FRONT EXTERIOR VIEW
 EXPRESS-I / FORD F350 CHASSIS

DATE:
 8-3-18

DWG. AAB
 REV. NR

DRAWING NO.

EXPRESS-1

APPROVAL SIGNATURE:

DATE:

DIMENSIONS FOR OVERALL HEIGHT AND LENGTH ARE APPROXIMATE

OVERALL HEIGHT = 107"

OVERALL WIDTH WITH RUB

RAILS & FENDERETTES = 95"

(5) WHELEN 600 SUPER LED WARNING LIGHTS WITH CLEAR LENSES,
(2) WHELEN 600 CLEAR LED LOAD LIGHTS:
RED / RED / LOAD / AMBER / LOAD / RED / RED

(5) TECNIQ S330 RED
MINI-LED MARKER LIGHTS

LOCATION FOR
DOOR GRABBERS

LED LICENSE
PLATE LIGHT

MUD FLAPS

EXHAUST VENT

(1) EACH SIDE, WHELEN
600 LED BRAKE/TAIL,
600 LED TURN
600 LED BACK-UP

INDEPENDENT BUMPER WITH
NON-SKID FLIP-UP CENTER
STEP AND COT PROTECTOR
ON STEP EDGE

THIS DRAWING IS FOR REPRESENTATIONAL PURPOSES ONLY. DETAILS ARE CONCEPTUAL AND ARE SUBJECT TO CHANGE DURING DESIGN AND CONSTRUCTION
DIMENSIONS ARE APPROXIMATE UNLESS NOTED OTHERWISE TO MEET A SPECIFIC CUSTOMER NEED.

BRAUN
EXPRESS-I

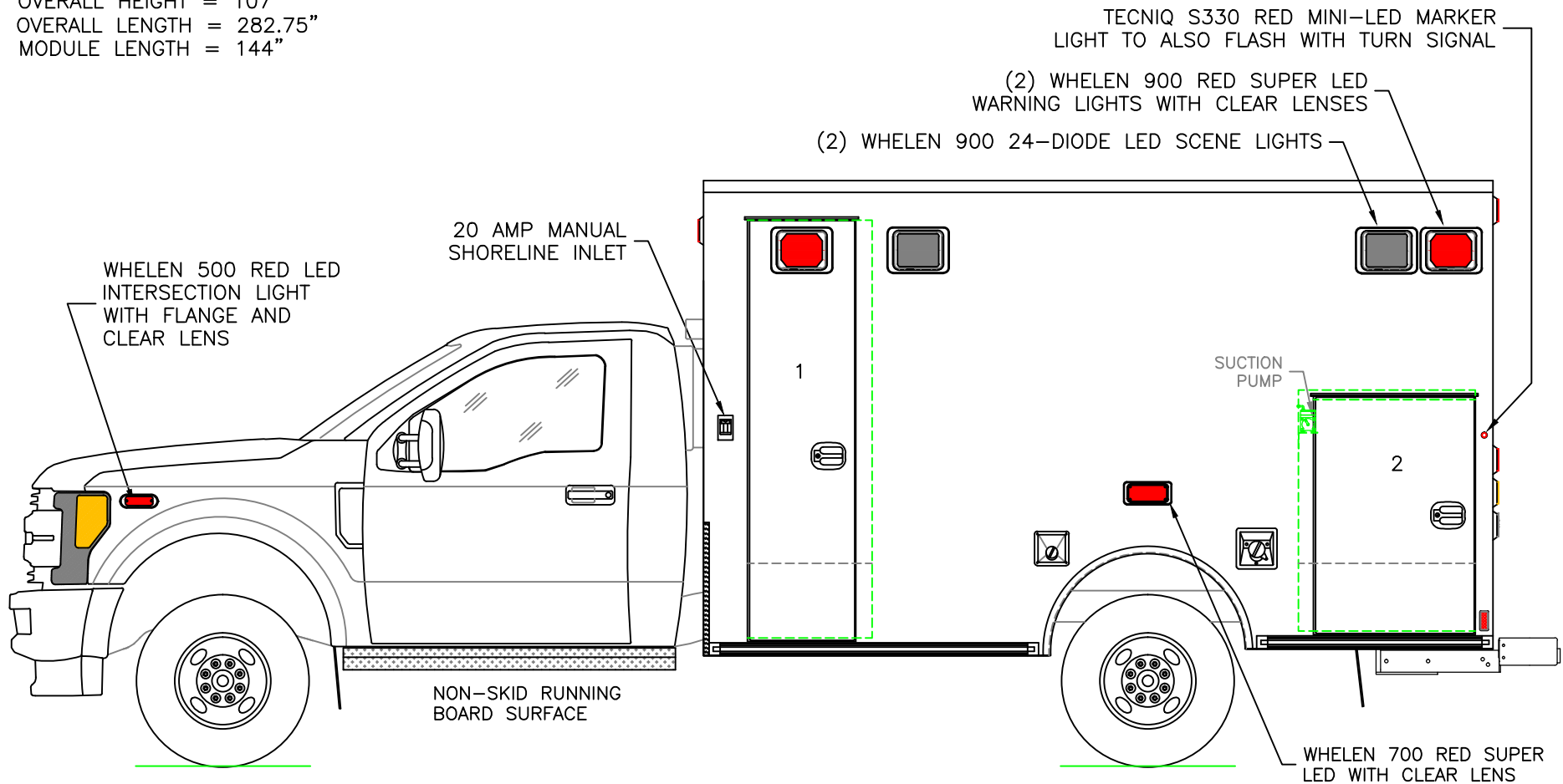


2019 REAR EXTERIOR VIEW
EXPRESS-I

DATE:
8-3-18
DWG.
AAB

DRAWING NO.
REV.
NR
EXPRESS-2

DIMENSIONS FOR OVERALL HEIGHT AND LENGTH ARE APPROXIMATE
 OVERALL HEIGHT = 107"
 OVERALL LENGTH = 282.75"
 MODULE LENGTH = 144"



COMPARTMENT
 O.S.S #1

CLEAR OPENING: 75.25h x 16.00w
 INSIDE DIMS: 76.25h x 22.75w x 18.50d
 BACKBOARD/SCOOP STORAGE

O.S.S #2

CLEAR OPENING: 42.25h x 26.00w
 INSIDE DIM'S.: 44.00h x 32.25w x 18.50d

THIS DRAWING IS FOR REPRESENTATIONAL PURPOSES ONLY. DETAILS ARE CONCEPTUAL AND ARE SUBJECT TO CHANGE DURING DESIGN AND CONSTRUCTION
 DIMENSIONS ARE APPROXIMATE UNLESS NOTED OTHERWISE TO MEET A SPECIFIC CUSTOMER NEED.

BRAUN
 EXPRESS-I



2019 STREETSIDE EXTERIOR VIEW
 EXPRESS-I / FORD F350 CHASSIS

DATE:
 8-3-18

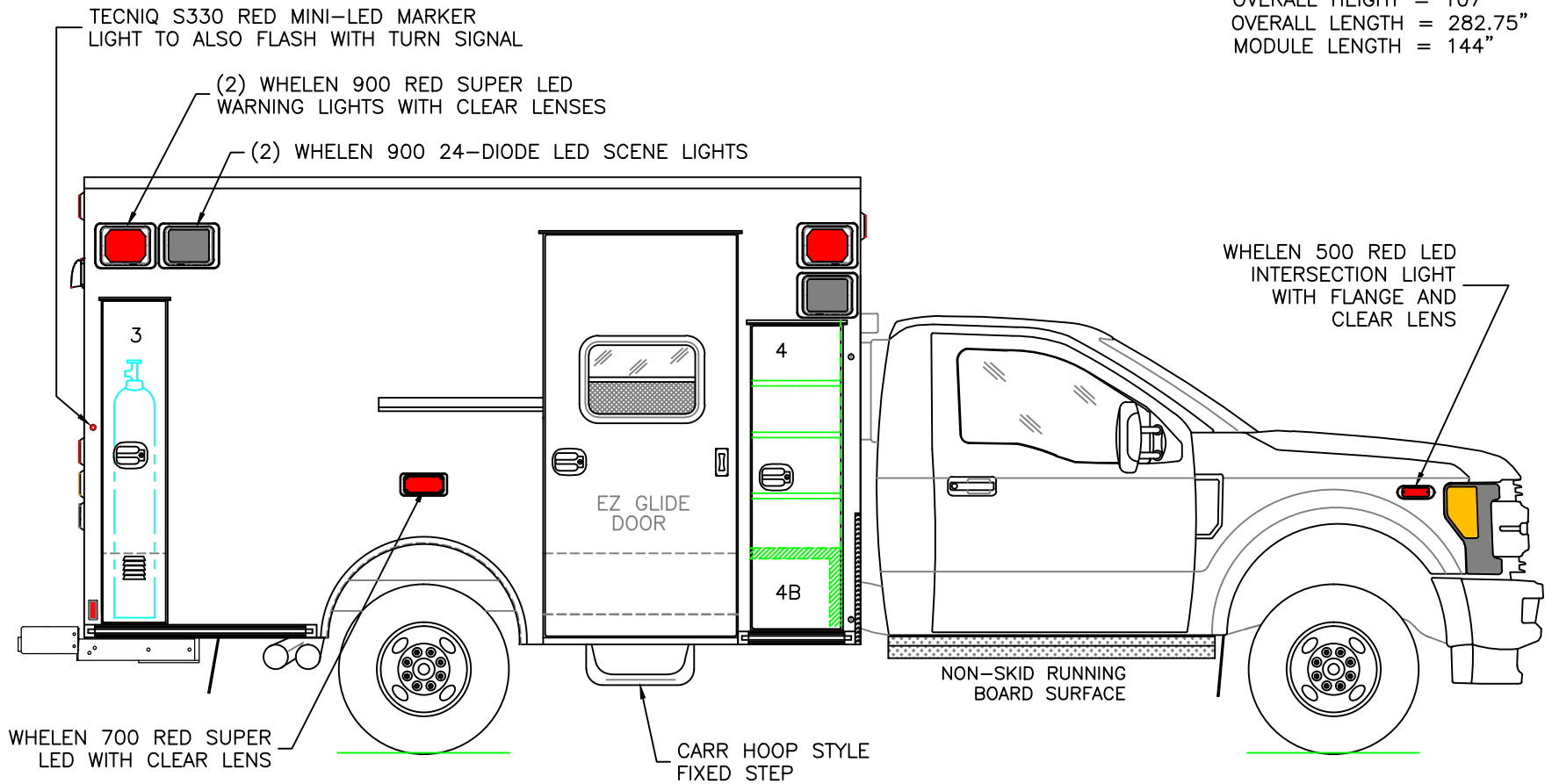
DWG. AAB REV. NR

DRAWING NO.

EXPRESS-3

DIMENSIONS FOR OVERALL HEIGHT AND LENGTH ARE APPROXIMATE

OVERALL HEIGHT = 107"
 OVERALL LENGTH = 282.75"
 MODULE LENGTH = 144"



COMPARTMENT
 O.S.S #3

CLEAR OPENING: 58.50h x 9.50w
 INSIDE DIM'S.: 59.25h x 12.00w x 15.00d
 OXYGEN COMPARTMENT FOR "M" OR "H" CYLINDER

O.S.S #4

CLEAR OPENING: 54.75h x 15.50w
 INSIDE DIM'S.: SEE PARTITION INTERIOR VIEW
 INSIDE/OUTSIDE ACCESS

INSIDE DIM'S. 4B: 12.50h x 16.75w x 16.75d

THIS DRAWING IS FOR REPRESENTATIONAL PURPOSES ONLY. DETAILS ARE CONCEPTUAL AND ARE SUBJECT TO CHANGE DURING DESIGN AND CONSTRUCTION DIMENSIONS ARE APPROXIMATE UNLESS NOTED OTHERWISE TO MEET A SPECIFIC CUSTOMER NEED.

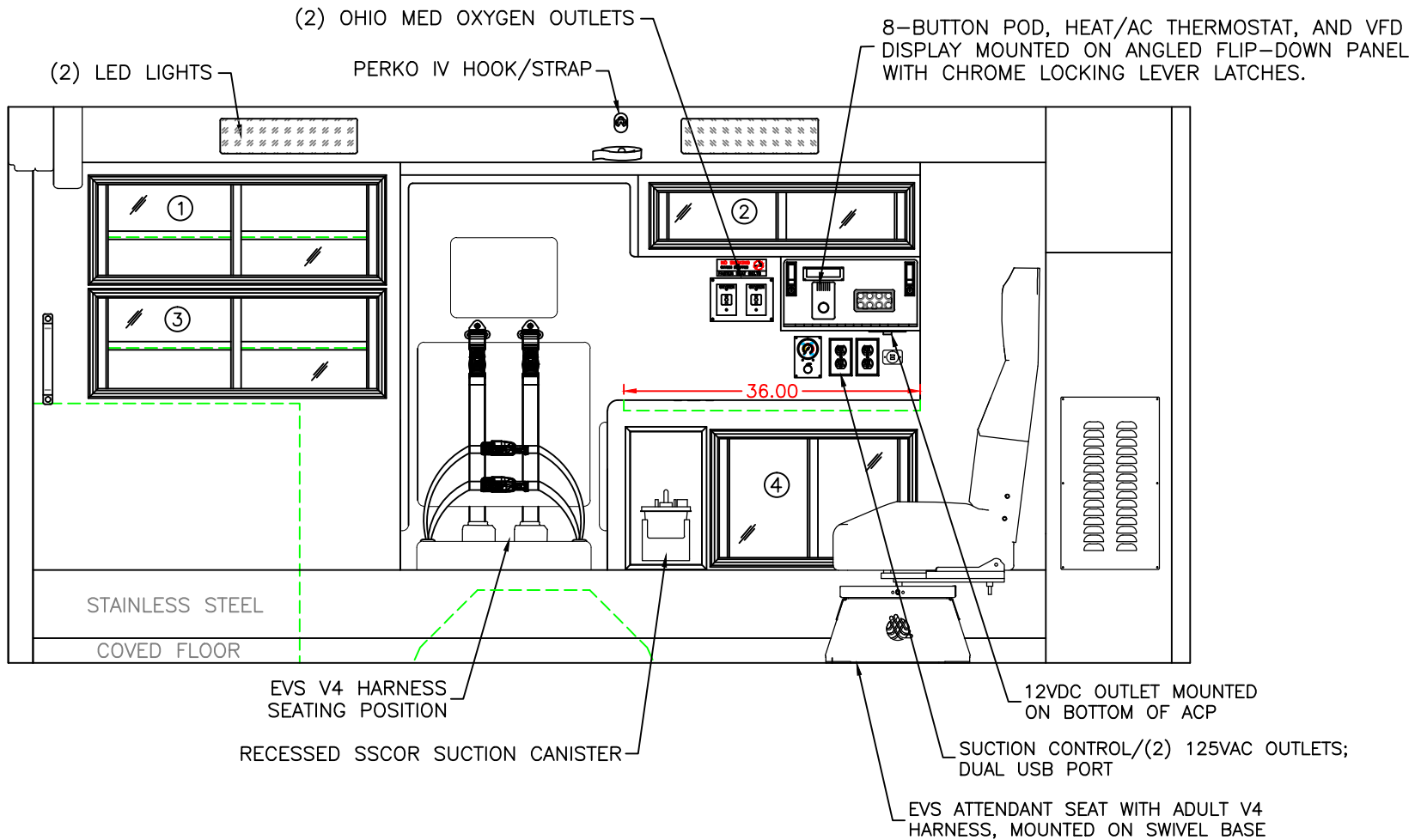
BRAUN
 EXPRESS-I



2019 CURBSIDE EXTERIOR VIEW
 EXPRESS-I / FORD F350 CHASSIS

DATE: 8-3-18	DWG. AAB	REV. NR
-----------------	-------------	------------

DRAWING NO.
 EXPRESS-4



COMPARTMENT:

- #1 DOOR OPENING: 11.00h x 34.00w
 INSIDE DIMS: 12.50h x 35.75w x 16.25d
 (1) ADJUSTABLE SHELF
 SLIDING POLYCARBONATE DOORS
 TOTAL CABINET WEIGHT RATING = 25 lbs.
- #2 DOOR OPENING: 5.75h x 30.00w
 INSIDE DIMS: 8.50h x 31.75w x 15.00d
 SLIDING POLYCARBONATE DOORS
 TOTAL CABINET WEIGHT RATING = 15 lbs.

- #3 DOOR OPENING: 11.00h x 34.00w
 INSIDE DIMS: 12.50h x 35.75w x 16.25d
 (1) ADJUSTABLE SHELF
 SLIDING POLYCARBONATE DOORS
 TOTAL CABINET WEIGHT RATING = 25 lbs.
- #4 DOOR OPENING: 14.50h x 23.00w
 INSIDE DIMS: 16.00h x 24.50w x 16.25d
 SLIDING POLYCARBONATE DOORS
 TOTAL CABINET WEIGHT RATING = 20 lbs.

CABINETS TO BE ALUMINUM

THIS DRAWING IS FOR REPRESENTATIONAL PURPOSES ONLY. DETAILS ARE CONCEPTUAL AND ARE SUBJECT TO CHANGE DURING DESIGN AND CONSTRUCTION DIMENSIONS ARE APPROXIMATE UNLESS NOTED OTHERWISE TO MEET A SPECIFIC CUSTOMER NEED.

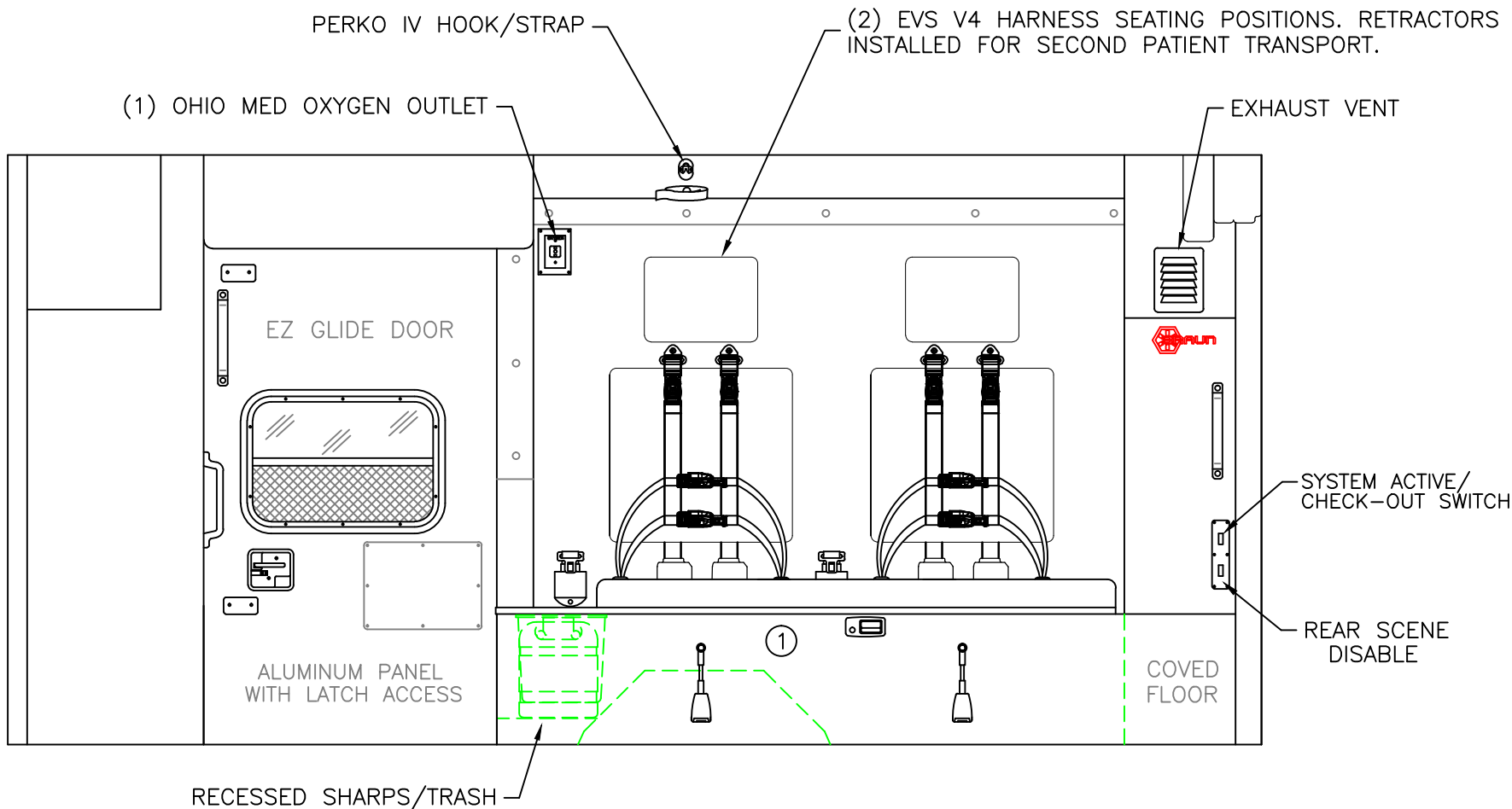
BRAUN
EXPRESS-I



2019 STREETSIDE INTERIOR
EXPRESS-I

DATE: 8-3-18	DWG. AAB	REV. NR
-----------------	-------------	------------

DRAWING NO.
EXPRESS-5



COMPARTMENT
 #1 INSIDE DIMS: 15.50h x 72.00w x 18.50d

CABINETS TO BE ALUMINUM

THIS DRAWING IS FOR REPRESENTATIONAL PURPOSES ONLY. DETAILS ARE CONCEPTUAL AND ARE SUBJECT TO CHANGE DURING DESIGN AND CONSTRUCTION
 DIMENSIONS ARE APPROXIMATE UNLESS NOTED OTHERWISE TO MEET A SPECIFIC CUSTOMER NEED.

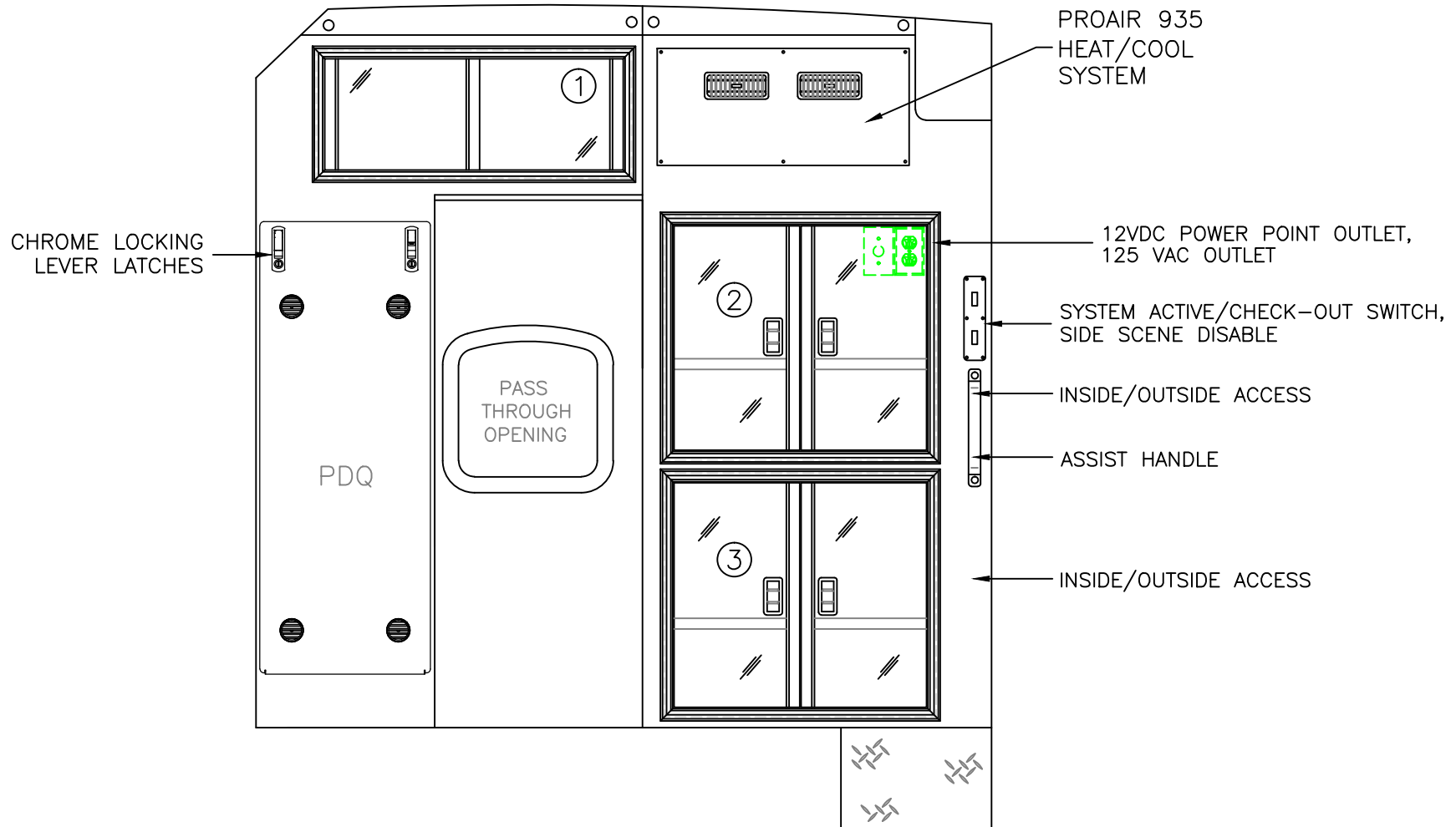
BRAUN
 EXPRESS-I



2019 CURBSIDE INTERIOR VIEW
 EXPRESS-I

DATE:
 8-3-18
 DWG.
 AAB

DRAWING NO.
 EXPRESS-6
 REV.
 NR



COMPARTMENT

#1 DOOR OPENING: 10.50h x 28.00w
 INSIDE DIMS: 12.25h x 29.75w x 10.50d
 SLIDING POLYCARBONATE DOORS
 TOTAL CABINET WEIGHT RATING = 20 lbs.

#2/#3 OPENING: 21.25h x 23.75w
 INSIDE DIMS: 23.00h x 31.25w x 17.75d
 (1) ADJUSTABLE SHELF PER CABINET
 HINGED POLYCARBONATE DOORS WITH FULL LENGTH HANDLES
 CENTER SQUEEZE LATCHES
 TOTAL CABINET WEIGHT RATING = 60 lbs. EACH

CABINETS TO BE ALUMINUM

THIS DRAWING IS FOR REPRESENTATIONAL PURPOSES ONLY. DETAILS ARE CONCEPTUAL AND ARE SUBJECT TO CHANGE DURING DESIGN AND CONSTRUCTION
 DIMENSIONS ARE APPROXIMATE UNLESS NOTED OTHERWISE TO MEET A SPECIFIC CUSTOMER NEED.

BRAUN
 EXPRESS



2019 PARTITION INTERIOR VIEW
 EXPRESS-III

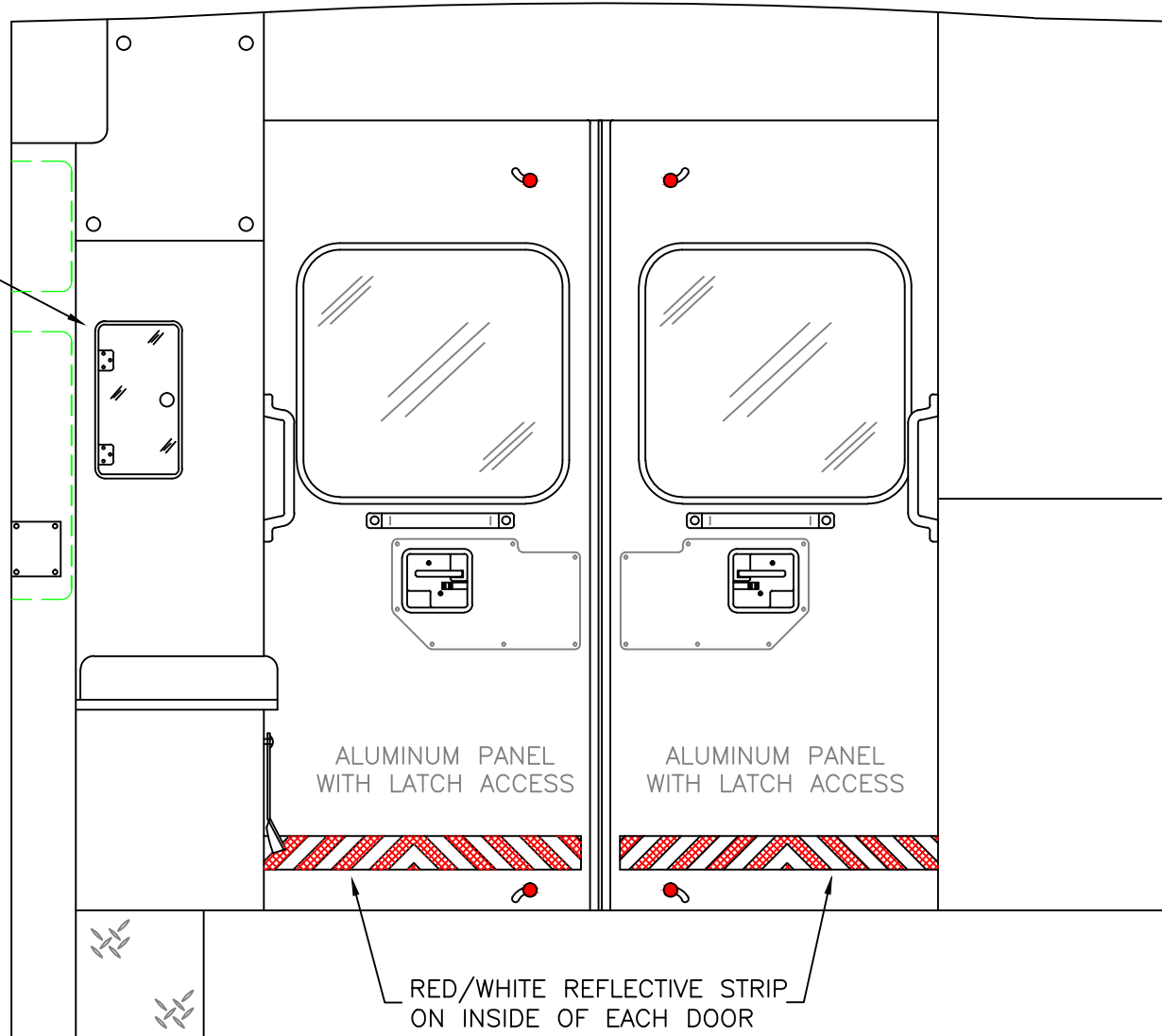
DATE:
 8-3-18

DWG. AAB REV. NR

DRAWING NO.

EXPRESS-7

OXYGEN ACCESS



THIS DRAWING IS FOR REPRESENTATIONAL PURPOSES ONLY. DETAILS ARE CONCEPTUAL AND ARE SUBJECT TO CHANGE DURING DESIGN AND CONSTRUCTION DIMENSIONS ARE APPROXIMATE UNLESS NOTED OTHERWISE TO MEET A SPECIFIC CUSTOMER NEED.

BRAUN
EXPRESS-1

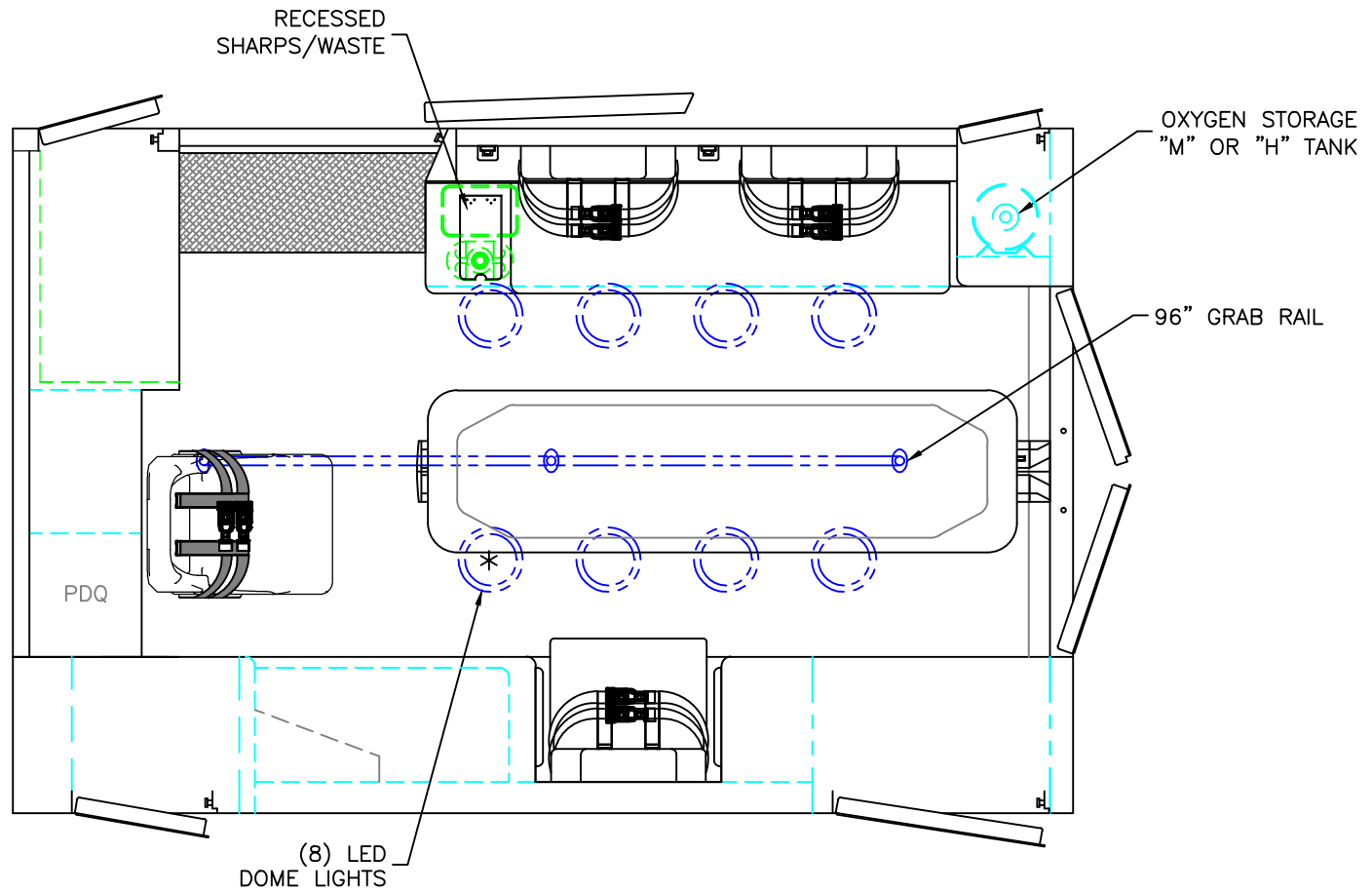


2019 REAR INTERIOR VIEW
EXPRESS-1

DATE:
8-3-18

DWG. AAB REV. NR

DRAWING NO.
EXPRESS-8



* (1) ANTENNA BASE LOCATED OUTBOARD OF DOME LIGHT WITH COAX SERVICE LOOP

86" FERNO STAT-TRAC CENTER MOUNT COT HARDWARE

HEAD ROOM = 68"
 OVERALL WIDTH WITH RUB
 RAILS & FENDERETTES = 95"
 MODULE LENGTH = 144"

THIS DRAWING IS FOR REPRESENTATIONAL PURPOSES ONLY. DETAILS ARE CONCEPTUAL AND ARE SUBJECT TO CHANGE DURING DESIGN AND CONSTRUCTION
 DIMENSIONS ARE APPROXIMATE UNLESS NOTED OTHERWISE TO MEET A SPECIFIC CUSTOMER NEED.

BRAUN
 EXPRESS-I



2019 FLOOR VIEW
 EXPRESS-I

DATE:
 8-3-18
 DWG.
 AAB

REV.
 NR

DRAWING NO.
 EXPRESS-9